



# 600 °C series

## Platinum sensor with wires

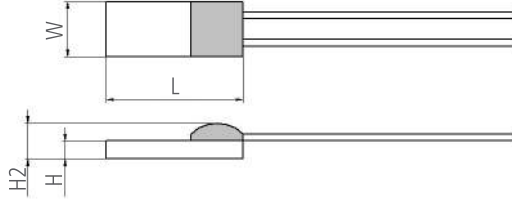
### For high temperatures



#### Benefits & Characteristics

- Excellent long-term stability
- Low self-heating
- Fast response time
- Small dimensions
- Vibration and temperature shock resistant
- Paired sensors available
- 1/5 DIN and 1/10 DIN available
- Customer specific sensor available upon request

#### Illustration<sup>1)</sup>




1) For actual size, see dimensions

#### Technical Data

Operating temperature range:	-200 °C to +600 °C	
Nominal resistance:*	100 Ω at 0 °C	
	500 Ω at 0 °C	
	1000 Ω at 0 °C	
Characteristics curve:*	3850 ppm/K	
Long-term stability:	< 0.04 % at 1000 h at maximal operating temperature	
Tolerance class (dependent on temperature range):*		IST AG reference
	DIN EN 60751 F0.15	A
	DIN EN 60751 F0.3	B
	DIN EN 60751 F0.6	C
	DIN EN 60751 F0.1	Y
Connection:*	Pt-cladded Ni-wire, Ø 0.2 mm (solderable, weldable, crimpable, brazeable)	
Alternative wire construction:*	Inverted wires	
Recommended applied current: <sup>1)</sup>	1 mA at 100 Ω	
<sup>1)</sup> Self-heating must be considered	0.5 mA at 500 Ω	
	0.3 mA at 1000 Ω	
Other alternatives:*	Housed in round ceramics (for dry environments only)	
	Grouped and paired	
	Substrate thickness	

\* Customer specific alternatives available



# 600 °C series

## Platinum sensor with wires

### For high temperatures



INNOVATIVE SENSOR TECHNOLOGY



#### Order Information - 6W (Pt-cladded Ni-wire, Ø 0.2 mm, Ø 0.2 mm)

Size	Dimensions (L x W x H / H2 in mm)	F0.1 (class Y)	F0.15 (class A)	F0.3 (class B)
Nominal resistance: 100 Ω at 0 °C				
161	1.6 x 1.2 x 0.4 / 0.8	POK1.161.6W.Y.010	POK1.161.6W.A.007	POK1.161.6W.B.007
Order code		010.00066	010.02195	010.02196
202	2 x 2 x 0.65 / 1.3	POK1.202.6W.Y.010	POK1.202.6W.A.007	POK1.202.6W.B.007
Order code		010.02094	010.02019	010.02020
216	2.5 x 1.6 x 0.65 / 1.3	POK1.216.6W.Y.010	POK1.216.6W.A.007	POK1.216.6W.B.007
Order code		010.00652	010.01111	010.01129
232	2.3 x 2 x 0.65 / 1.3	POK1.232.6W.Y.007	POK1.232.6W.A.007	POK1.232.6W.B.007
Order code		010.01089	010.01793	010.01006
516	5 x 1.6 x 0.65 / 1.3	POK1.516.6W.Y.010	POK1.516.6W.A.007	POK1.516.6W.B.007
Order code		010.00084	010.01942	010.01943
520	5 x 2 x 0.65 / 1.3	POK1.520.6W.Y.010	POK1.520.6W.A.010	POK1.520.6W.B.010
Order code		010.00101	010.00099	010.00098
538	5 x 3.8 x 0.65 / 1.3	Upon request	POK1.538.6W.A.010	POK1.538.6W.B.010
Order code			010.01826	010.01001
102	10 x 2 x 0.65 / 1.3	POK1.102.6W.Y.010	POK1.102.6W.A.010	POK1.102.6W.B.010
Order code		010.00154	010.00153	010.00152
Nominal resistance: 500 Ω at 0 °C				
161	1.6 x 1.2 x 0.4 / 0.8	POK5.161.6W.Y.010	POK5.161.6W.A.010	POK5.161.6W.B.010
Order code		010.00182	010.00181	010.00180
202	2 x 2 x 0.65 / 1.3	Upon request	Upon request	POK5.202.6W.B.007
Order code				010.02516
232	2.3 x 2 x 0.65 / 1.3	POK5.232.6W.Y.010	POK5.232.6W.A.010	POK5.232.6W.B.010
Order code		010.00187	010.00186	010.00185
516	5 x 1.6 x 0.65 / 1.3	POK5.516.6W.Y.010	POK5.516.6W.A.010	POK5.516.6W.B.010
Order code		010.00193	010.00192	010.00191
520	5 x 2 x 0.65 / 1.3	POK5.520.6W.Y.010	POK5.520.6W.A.010	POK5.520.6W.B.010
Order code		010.00199	010.00198	010.00197
102	10 x 2 x 0.65 / 1.3	Upon request	POK5.102.6W.A.010	POK5.102.6W.B.010
Order code			010.00205	010.00204
Nominal resistance: 1000 Ω at 0 °C				
161	1.6 x 1.2 x 0.4 / 0.8	P1K0.161.6W.Y.010	P1K0.161.6W.A.010	P1K0.161.6W.B.010
Order code		010.00222	010.00221	010.00220
202	2 x 2 x 0.65 / 1.3	Upon request	P1K0.202.6W.A.007	P1K0.202.6W.B.007
Order code			010.02232	010.02250
216	2.5 x 1.6 x 0.65 / 1.3	P1K0.216.6W.Y.010	P1K0.216.6W.A.010	P1K0.216.6W.B.010
Order code		010.02391	010.01109	010.01018



# 600 °C series

## Platinum sensor with wires

### For high temperatures



INNOVATIVE SENSOR TECHNOLOGY



Size	Dimensions (L x W x H / H2 in mm)	F0.1 (class Y)	F0.15 (class A)	F0.3 (class B)
232	2.3 x 2 x 0.65 / 1.3		P1K0.232.6W.A.010	
Order code				
420	4 x 2 x 0.65 / 1.3	Upon request	P1K0.420.6W.A.007	P1K0.420.6W.B.007
Order code			010.02464	010.02488
505	5 x 5 x 0.65 / 1.3	Upon request	Upon request	P1K0.505.6W.B.010
Order code				010.02686
516	5 x 1.6 x 0.65 / 1.3	P1K0.516.6W.Y.010	P1K0.516.6W.A.007	P1K0.516.6W.B.007
Order code		010.00260	010.01934	010.01935
520	5 x 2 x 0.65 / 1.3	P1K0.520.6W.Y.010	P1K0.520.6W.A.010	P1K0.520.6W.B.010
Order code		010.00282	010.00280	010.00279
538	5 x 3.8 x 0.65 / 1.3	Upon request	Upon request	P1K0.538.6W.B.010
Order code				010.00396
102	10 x 2 x 0.65 / 1.3	Upon request	Upon request	P1K0.102.6W.B.007
Order code				010.00754
102	10 x 2 x 0.65 / 1.3	P1K0.102.6W.Y.010	P1K0.102.6W.A.010	P1K0.102.6W.B.010
Order code		010.00309	010.00753	010.00306

### Order Information - 7W<sup>1)</sup> (Pt-wire, Ø 0.2 mm, (161) (232) / Ø 0.15 mm (308))

Size	Dimensions (L x W x H / H2 in mm)	F0.1 (class Y)	F0.15 (class A)	F0.3 (class B)
Nominal resistance: 100 Ω at 0 °C				
161	1.6 x 1.2 x 0.4 / 0.8	Upon request	P0K1.161.7W.A.010	P0K1.161.7W.B.010
Order code			010.00738	010.00687
232	2.3 x 2 x 0.65 / 1.3	P0K1.232.7W.Y.010	P0K1.232.7W.A.010	P0K1.232.7W.B.010
Order code		010.02074	010.00952	010.00402
308	3 x 0.8 x 0.4 / 0.6	P0K1.308.7W.Y.007	P0K1.308.7W.A.007	P0K1.308.7W.B.007
Order code		010.01037	010.00996	010.00997
520	5 x 2 x 0.65 / 1.3	Upon request	P0K1.520.7W.A.010	P0K1.520.7W.B.010
Order code			010.00107	010.00106
Nominal resistance: 1000 Ω at 0 °C				
161	1.6 x 1.2 x 0.4 / 0.8	Upon request	P1K0.161.7W.A.007	P1K0.161.7W.B.007
Order code			010.02530	010.02531
232	2.3 x 2 x 0.65 / 1.3	Upon request	P1K0.232.7W.A.010	P1K0.232.7W.B.010
Order code			010.01791	010.00239
308	3 x 0.8 x 0.4 / 0.6	P1K0.308.7W.Y.007	P1K0.308.7W.A.007	P1K0.308.7W.B.007
Order code		010.01681	010.00955	010.00656

<sup>1)</sup> Operating temperature range of -200 °C to +600 °C



# 600 °C series

## Platinum sensor with wires

### For high temperatures



#### Order Information - R (in round ceramic housing, Pt-cladded Ni-wire, Ø 0.2 mm)

Size	Dimensions (Ø x L in mm)	F0.1 (class Y)	F0.15 (class A)	F0.3 (class B)
Nominal resistance: 100 Ω at 0 °C				
281	2.8 x 13		P0K1.281.6W.A.007.R	P0K1.281.6W.B.007.R
Order code			010.00479	010.00478
451	4.5 x 13		P0K1.451.6W.A.007.R	P0K1.451.6W.B.007.R
Order code			010.00483	010.00482
Nominal resistance: 1000 Ω at 0 °C				
281	2.8 x 13		P1K0.281.6W.A.007.R	P1K0.281.6W.B.007.R
Order code			010.02388	010.02451
451	4.5 x 13		Upon request	P1K0.451.6W.B.007.R
Order code				010.02628


#### Order Information - D<sup>1)</sup> (substrate thickness, 0.4 mm)

Size	Dimensions (L x W x H / H2 in mm)	F0.1 (class Y)	F0.15 (class A)	F0.3 (class B)
Nominal resistance: 200 Ω at 0 °C				
516	5 x 1.6 x 0.4 / 1.05		P0K2.516.7W.A.007.D	P0K2.516.7W.B.007.D
Order code			010.02023	010.02039

<sup>1)</sup> Operating temperature range of -200 °C to +600 °C

#### Additional Documents

Application note:	Document name: ATP_E
-------------------	-------------------------



# Order Information

## Platinum Sensor

### Secondary reference



INNOVATIVE SENSOR TECHNOLOGY

#### Material

P = Platin

#### TCR

= Pt 3850 ppm/K G = Pt 3911 ppm/K

U = Pt 3750 ppm/K W = Pt 3850 ppm/K (extended operating temperature range in class A)

#### Resistance in $\Omega$ at 0 °C

#### Size in mm

#### Operating temperature range

1 = -50 °C to +150 °C 6 = -200 °C to +600 °C

2 = -50 °C to +200 °C 7 = -200 °C to +750 °C

3 = -200 °C to +300 °C 8 = -200 °C to +850 °C

4 = -200 °C to +400 °C 10 = -70 °C to +1000 °C

#### Connection

S = SIL FK = flat wire customer specific

I = insulated wire SW = perpendicular wire

K = customer specific L = insulate stranded wire

W = wire E = enameled Cu wire

FW = flat wire

#### Tolerance class

A = DIN EN 60751 F0.15 K = customer specific

B = DIN EN 60751 F0.3 P = pair

C = DIN EN 60751 F0.6 G = group

Y = DIN EN 60751 F0.1

#### Wire length in mm

#### Special

T = substrate thickness 0.25 mm M = metallized backside

D = substrate thickness 0.38 mm U = inverted welding

R = round housing S = special

W = sintered powder

P OK1. 232. 6 W. A. 010. U



INNOVATIVE SENSOR TECHNOLOGY

Innovative Sensor Technology IST AG, Stegrütistrasse 14, CH-9642 Ebnat-Kappel, Switzerland,  
Phone: +41 (0) 71 992 01 00 | Fax: +41 (0) 71 992 01 99 | E-mail: info@ist-ag.com | Web: www.ist-ag.com



All mechanical dimensions are valid at 25 °C ambient temperature, if not differently indicated • All data except the mechanical dimensions only have information purposes and are not to be understood as assured characteristics • Technical changes without previous announcement as well as mistakes reserved • The information on this data sheet was examined carefully and will be accepted as correct; No liability in case of mistakes • Load with extreme values during a longer period can affect the reliability • The material contained herein may not be reproduced, adapted, merged, translated, stored, or used without the prior written consent of the copyright owner • Typing errors and mistakes reserved • Product specifications are subject to change without notice • All rights reserved